



DESCRIPTION

- Weight transmitter suitable for back panel mounting on Omega/DIN rail.
- Space-saving vertical shape.
- Dimensions: 115x25x120 mm.
- 6-digit semi-alphanumeric red LED display (8 mm height).
- 6 signalling LED.
- Four buttons for the system calibration.
- Removable screw terminal blocks.
- The instrument can be configured and managed using the free "Instrument Manager" PC software, which you can download from www.laumas.com.

INPUTS/OUTPUTS AND COMMUNICATION

- RS485 serial port for communication via protocols ModBus RTU, ASCII Laumas or continuous one way transmission.
- 3 relay outputs controlled by the setpoint values or via protocols.
- 2 optoisolated PNP digital inputs: status reading via serial communication protocols.
- 1 load cell dedicated input.

FIELDBUSES

MODBUS RTU

MODBUS/TCP

ETHERNET
POWERLINK
certified product

DeviceNet

EtherNet/IP

PI
CERTIFIED
PROFIBUS - PROFINET

PROFIBUS

CC-Link

CANopen








SERCOS
interface

ETHERNET
TCP/IP



EtherCAT

	DESCRIPTION	CODE
	RS485 serial port. Baud rate: 2400, 4800, 9600, 19200, 38400, 115200 (bit/s).	TLB485
	Optoisolated 16 bit analog output . Current: 0÷20 mA; 4÷20 mA (up to 300 Ω). Voltage: 0÷10 V; 0÷5 V; ±10 V; ±5 V (min 10 kΩ). Equipped with RS485 serial port.	TLB
	CANopen port. Baud rate: 10, 20, 25, 50, 100, 125, 250, 500, 800, 1000 (kbit/s). The instrument works as <i>slave</i> in a synchronous CANopen network. Equipped with RS485 serial port.	TLBCANOPEN
	DeviceNet port. Baud rate: 125, 250, 500 (kbit/s). The instrument works as <i>slave</i> in a DeviceNet network. Equipped with RS485 serial port.	TLBDEVICENET
	CC-Link port. Baud rate: 156, 625, 2500, 5000, 10000 (kbit/s). The instrument works as <i>Remote Device Station</i> in a CC-Link network and occupies 3 stations. Equipped with RS485 serial port.	TLBCCLINK
	Profibus DP port. Baud rate: up to 12 Mbit/s. The instrument works as <i>slave</i> in a Profibus DP network. Equipped with RS485 serial port.	TLBPROFI
	Modbus/TCP port. Type: RJ45 10Base-T or 100Base-TX (auto-sensing). The instrument works as <i>slave</i> in a Modbus/TCP network. Equipped with RS485 serial port.	TLBMODBUSTCP
	Ethernet TCP/IP port. Type: RJ45 10Base-T or 100Base-TX (auto-sensing). The instrument works in an Ethernet TCP/IP network and it is accessible via web browser. Equipped with RS485 serial port.	TLBETHETCP
	2x Ethernet/IP ports. Type: RJ45 10Base-T or 100Base-TX (auto-sensing). The instrument works as <i>adapter</i> in an Ethernet/IP network. Equipped with RS485 serial port.	TLBETHEIPN
	2x Profinet IO ports. Type: RJ45 100Base-TX. The instrument works as <i>device</i> in a Profinet IO network. Equipped with RS485 serial port.	TLBPROFINETION
	2x EtherCAT ports. Type: RJ45 10Base-T or 100Base-TX (auto-sensing). The instrument works as <i>slave</i> in an EtherCAT network. Equipped with RS485 serial port.	TLBETHERCAT
	2x POWERLINK ports. Type: RJ45 10Base-T or 100Base-TX (auto-sensing). The instrument works as <i>slave</i> in a Powerlink network. Equipped with RS485 serial port.	TLBPOWERLINK
	2x SERCOS III ports. Type: RJ45 10Base-T or 100Base-TX (auto-sensing). The instrument works as <i>slave</i> in a Sercos III network. Equipped with RS485 serial port.	TLBSERCOS

CERTIFICATIONS


-  OIML R76:2006, class III, 3x10000 divisions, 0.2 μ V/VSI / OIML R61 - WELMEC Guide 8.8:2011 (MID)
-  UL Recognized component - Complies with United States and Canada standards
-  Complies with the Eurasian Customs Union standards
-  Equivalent of the CE marking for the United Kingdom
-  Complies with United Kingdom regulations for legal for trade use
-  Measurement Canada - n_{max} 5000 - Class III - Complies with Canadian regulations for legal for trade use
-  NTEP - n_{max} 5000 - Class III - Complies with United States regulations for legal for trade use

CERTIFICATIONS ON REQUEST

M Conformity assessment (initial verification) in combination with Laumas weighing module ( )

TECHNICAL FEATURES

Power supply and consumption	12÷24 VDC \pm 10%; 5 W
Number of load cells • Load cells supply	up to 8 (350 Ω) - 4/6 wires • 5 VDC/120 mA
Linearity • Analog output linearity (only for TLB)	<0.01% full scale • <0.01% full scale
Thermal drift • Analog output thermal drift (only for TLB)	<0.0005% full scale/ $^{\circ}$ C • <0.003% full scale/ $^{\circ}$ C
A/D Converter	24 bit (16000000 points) - 4.8 kHz
Divisions (with measurement range \pm 10 mV and sensitivity 2 mV/V)	\pm 999999 • 0.01 μ V/d
Measurement range	\pm 39 mV
Usable load cells sensitivity	\pm 7 mV/V
Conversions per second	300/s
Display range	\pm 999999
Decimals • Display increments	0÷4 • \times 1 \times 2 \times 5 \times 10 \times 20 \times 50 \times 100
Digital filter • Readings per second	10 levels • 5÷300 Hz
Relay outputs	3 - max 115 VAC/150 mA
Optoisolated digital inputs	2 - 5÷24 VDC PNP
Serial ports	RS485
Baud rate	2400, 4800, 9600, 19200, 38400, 115200 (bit/s)
Optoisolated analog output (only for TLB)	16 bit = 65535 divisions. 0÷20 mA; 4÷20 mA (up to 300 Ω) 0÷10 V; 0÷5 V; \pm 10 V; \pm 5 V (min 10 k Ω)
Humidity (condensate free)	85%
Storage temperature	-30 $^{\circ}$ C +80 $^{\circ}$ C
Working temperature	-20 $^{\circ}$ C +60 $^{\circ}$ C

	Relay outputs	3 - max 30 VAC, 60 VDC/150 mA
	Working temperature	-20 $^{\circ}$ C +60 $^{\circ}$ C
	Equipment to be powered by 12-24 VDC LPS or Class 2 power source	

METROLOGICAL SPECIFICATIONS OF TYPE-APPROVED INSTRUMENTS	OIML	NTEP
Applied standards by region	EU: 2014/31/UE; OIML R76:2006; EN45501:2015 United Kingdom: Non-automatic Weighing Instrument Regulations 2016	USA: NIST HANDBOOK 44, 2020; NCWM PUB 14, 2021 Canada: Weights and Measures Regulations, 2019
Operation modes	single interval, multi-interval	single interval, multi-interval
Accuracy class	III or IIII	III
Maximum number of scale verification divisions	10000 (class III); 1000 (class IIII)	5000 (class III)
Minimum input signal for scale verification division	0.2 μ V/VSI	
Working temperature	-10 $^{\circ}$ C +40 $^{\circ}$ C	-10 $^{\circ}$ C +40 $^{\circ}$ C (+14 $^{\circ}$ F +104 $^{\circ}$ F)

MAIN FUNCTIONS

- Connections to:
 - PLC via analog output or fieldbus;
 - PC/PLC via RS485 (up to 99 instruments with line repeaters, up to 32 without line repeaters);
 - remote display via RS485;
 - up to 8 load cells in parallel by junction box.
- TCP/IP WEB APP: integrated software in combination with the Ethernet TCP/IP version for remote supervision, management and control of the instrument.
- Digital filter to reduce the effects of weight oscillation.
- Theoretical calibration (via keyboard) and real calibration (with sample weights and the possibility of weight linearization up to 8 points).
- Tare weight zero setting.
- Automatic zero setting at power-on.
- Gross weight zero tracking.
- Semi-automatic tare (net/gross weight) and preset tare.
- Semi-automatic zero.
- Displaying of the maximum weight value reached (peak).
- Direct connection between RS485 and RS232 without converter.
- Hysteresis and setpoint value setting.

Approved versions for legal for trade use

- System parameters management protected by qualified access via software (password), hardware or fieldbus.
- Weight subdivisions displaying (1/10 e).
- Two operation mode: single interval or multi-interval.
- Net weight zero tracking.
- Calibration.

SPACE SAVING COMPACT DESIGN

